



## Georgia Senate Runoff Elections

25 Dec 2020 – 01 Jan 2021



# Methodology & Sample Profile

This study was conducted by AtlasIntel, an independent research & data intelligence firm.

Random interviews of Georgia adults were conducted online and via live calls to cellphones and landlines between December 25 2020 and January 1 2021. The sample was post-stratified with propensity scores to match the profile of registered voters on the following variables: gender, region, age group, education, family income, and race. Results are reported for 1680 likely voters. The margin of error for likely voters is +/-2% at the 95% confidence level. Some percentages do not add up to 100% due to rounding.

*More information about AtlasIntel can be obtained by visiting [www.atlasintel.org](http://www.atlasintel.org).*

Gender	
Female	50.6%
Male	49.4%

Age Group	
18 – 29	15.8%
30 – 44	26.2%
45 – 64	40.7%
65+	17.3%

Race	
White	60.9%
Black	28.8%
Hispanic	3.9%
Asian	2.9%
Other	3.6%


Partisanship (self-reported)	
Democrats	34.4%
Republicans	36.2%
Independents	29.4%

Household income	
Below 50k	42.4%
50k – 100k	30.0%
Above 100k	27.6%

Education	
College degree or higher	51.8%
All other	48.2%

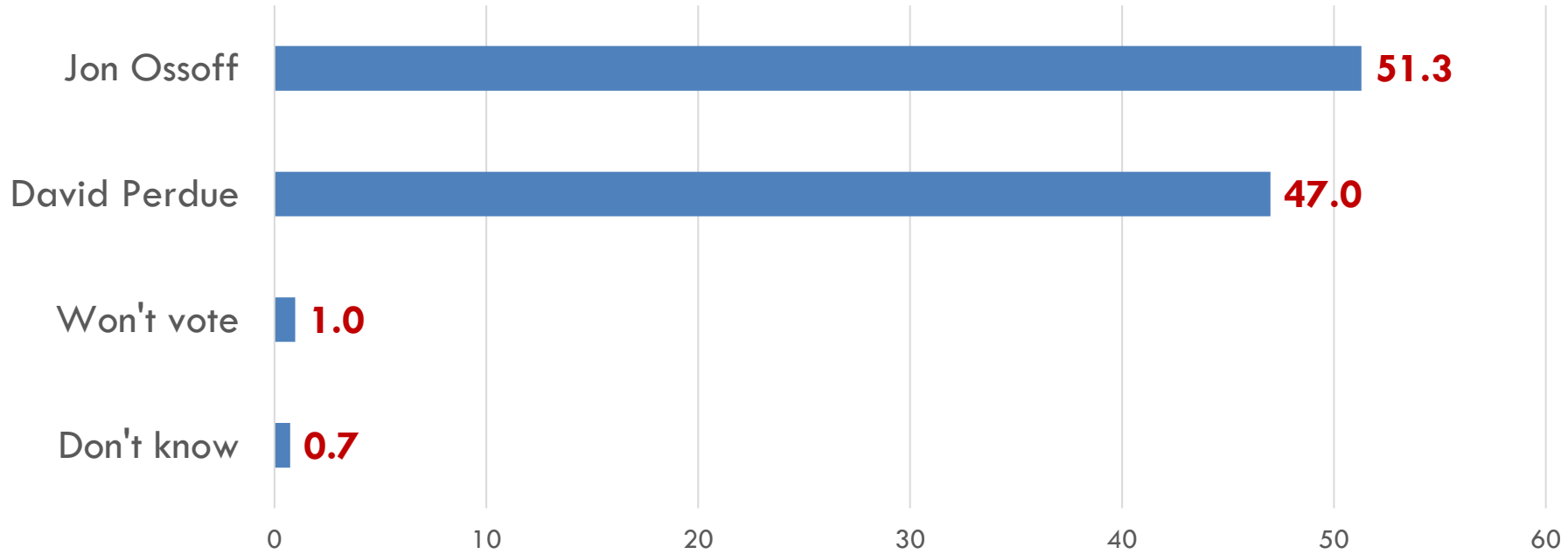
Vote in 2020 Presidential Election	
Donald Trump	47.0%
Joe Biden	46.0%
Other, don't remember, didn't vote	7.0%

# I. Senate Runoff Election



# Whom will you vote for in the runoff of the United States Senate election in Georgia, to be held on January 5, 2021?

	<i>Dec-20</i>
David Perdue	47
Jon Ossoff	51
Don't know	1
Won't vote	1



# Whom will you vote for in the runoff of the United States Senate election in Georgia, to be held on January 5, 2021?

[Crosstabs]

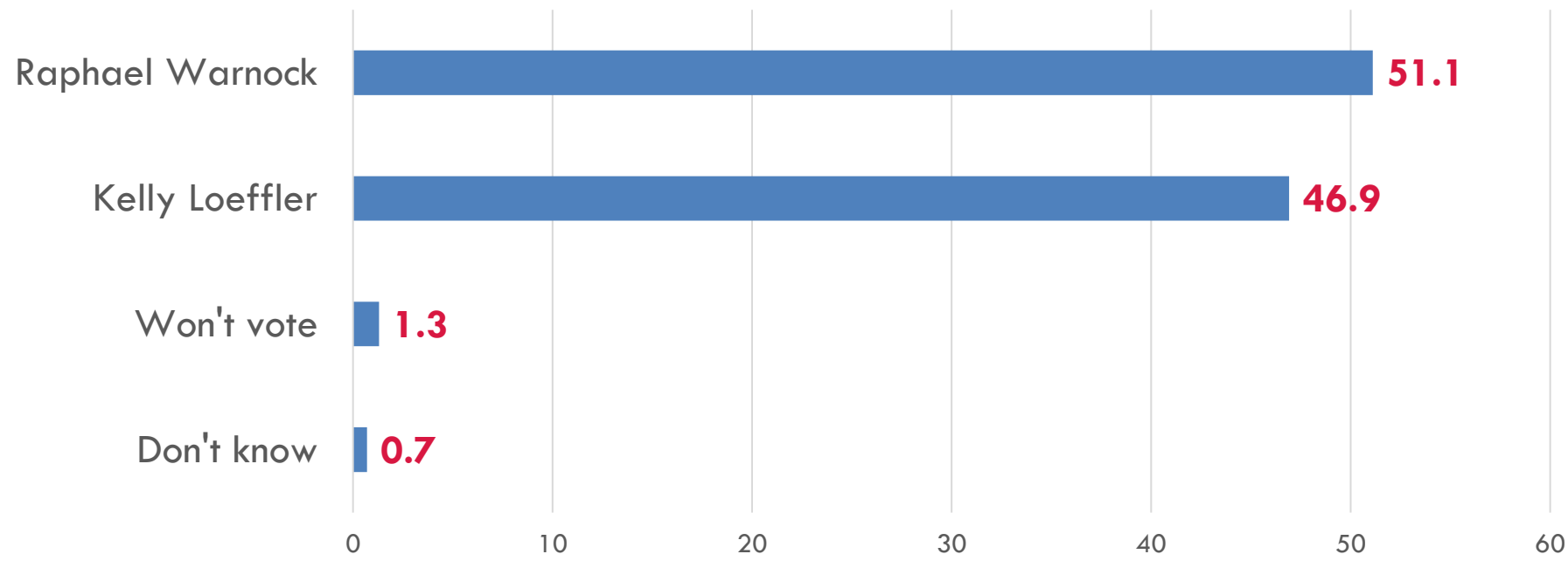
	Sex		Age				Race					Income		
	Man	Woman	16 - 29	30 - 44	45 - 64	65+	Asian	Black	Hispanic	Other	White	Below \$50k	\$50k - \$100k	Above \$100k
David Perdue	54	41	41	38	48	64	42	12	32	45	65	45	45	54
Jon Ossoff	45	58	57	61	50	33	58	88	65	50	33	53	53	45
Don't know	1	1	0	0	1	1	0	1	0	3	1	1	1	1
Won't vote	1	1	1	1	1	2	0	0	3	2	1	1	1	0

	Partisanship			2020 Presidential Election Vote					Voting Mode		
	Democrat	Independent	Republican	Donald Trump	Joe Biden	Other candidate	Didn't vote	Don't remember	By absentee mail ballot	In person, early vote	In person, on Election Day
David Perdue	4	41	93	93	2	37	37	47	25	52	63
Jon Ossoff	96	55	6	6	98	56	56	44	75	47	32
Don't know	0	1	1	1	0	1	1	10	0	0	3
Won't vote	0	3	0	1	1	7	7	0	1	1	3



# Whom will you vote for in the runoff of the United States Senate special election in Georgia, to be held on January 5, 2021?

	<i>Dec-20</i>
Kelly Loeffler	47
Raphael Warnock	51
Don't know	1
Won't vote	1



# Whom will you vote for in the runoff of the United States Senate special election in Georgia, to be held on January 5, 2021?

[Crosstabs]

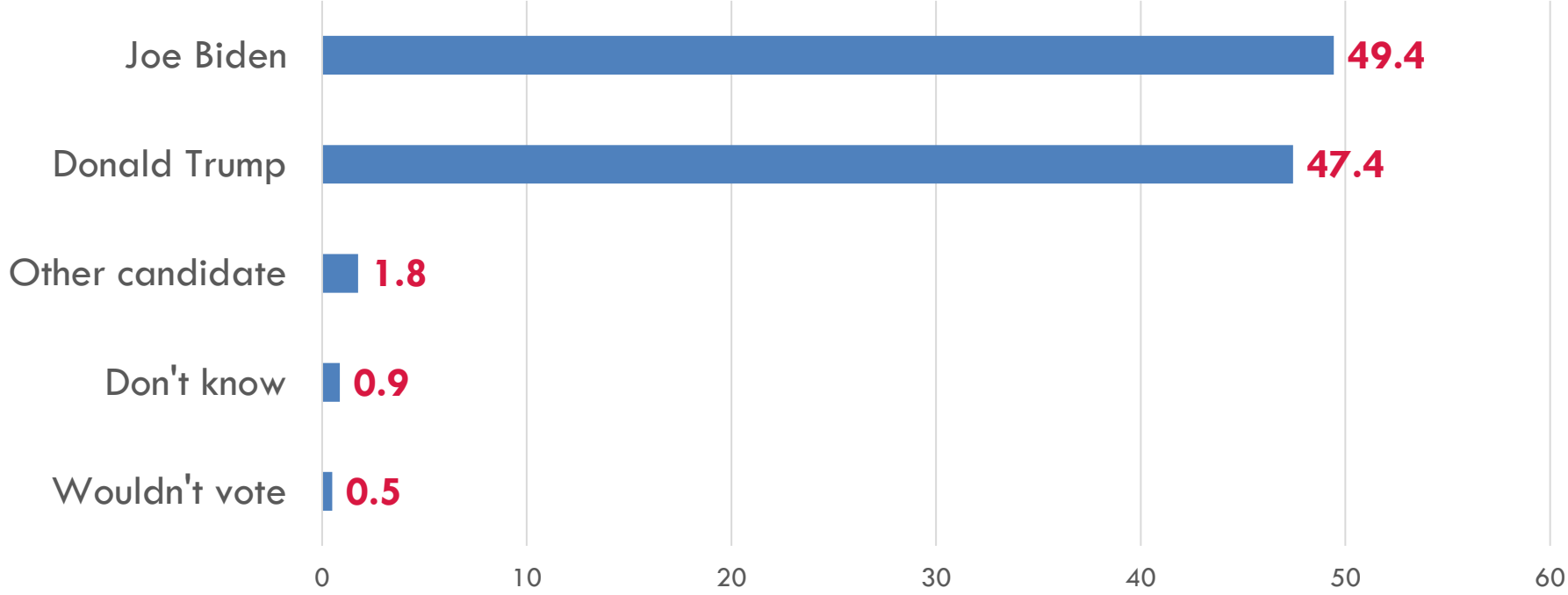
	Sex		Age				Race					Income		
	Man	Woman	16 - 29	30 - 44	45 - 64	65+	Asian	Black	Hispanic	Other	White	Below \$50k	\$50k - \$100k	Above \$100k
Kelly Loeffler	53	41	41	38	48	65	42	11	32	45	65	44	45	54
Raphael Warnock	45	57	57	60	50	34	58	88	65	50	32	53	53	45
Don't know	0	1	0	1	1	0	0	1	0	3	1	1	0	1
Won't vote	1	1	2	1	1	2	0	0	3	2	2	2	1	0

	Partisanship			2020 Presidential Election Vote					Voting Mode		
	Democrat	Independent	Republican	Donald Trump	Joe Biden	Other candidate	Didn't vote	Don't remember	By absentee mail ballot	In person, early vote	In person, on Election Day
Kelly Loeffler	3	41	93	93	1	55	37	25	24	51	63
Raphael Warnock	96	55	6	5	98	38	56	66	74	48	31
Don't know	0	1	1	1	0	4	0	10	0	1	3
Won't vote	0	3	0	1	1	3	7	0	1	1	3



### If the 2020 Presidential Election was held tomorrow, how would you vote? (regardless of how you voted during the actual election).

	<i>Dec-20</i>
Donald Trump	47
Joe Biden	49
Other	3





# If the 2020 Presidential Election was held tomorrow, how would you vote? (regardless of how you voted during the actual election).

[Crosstabs]

	Sex		Age				Race					Income		
	Man	Woman	16 - 29	30 - 44	45 - 64	65+	Asian	Black	Hispanic	Other	White	Below \$50k	\$50k - \$100k	Above \$100k
Donald Trump	53	42	43	37	49	63	43	10	41	45	66	47	45	51
Joe Biden	43	56	50	61	49	33	57	87	59	45	31	49	53	46
Other candidate	2	1	5	1	1	2	0	1	0	5	2	3	1	1
Wouldn't vote	1	0	1	0	0	0	0	1	0	2	0	1	0	1
Don't know	1	0	0	1	1	1	0	1	0	3	1	1	1	1

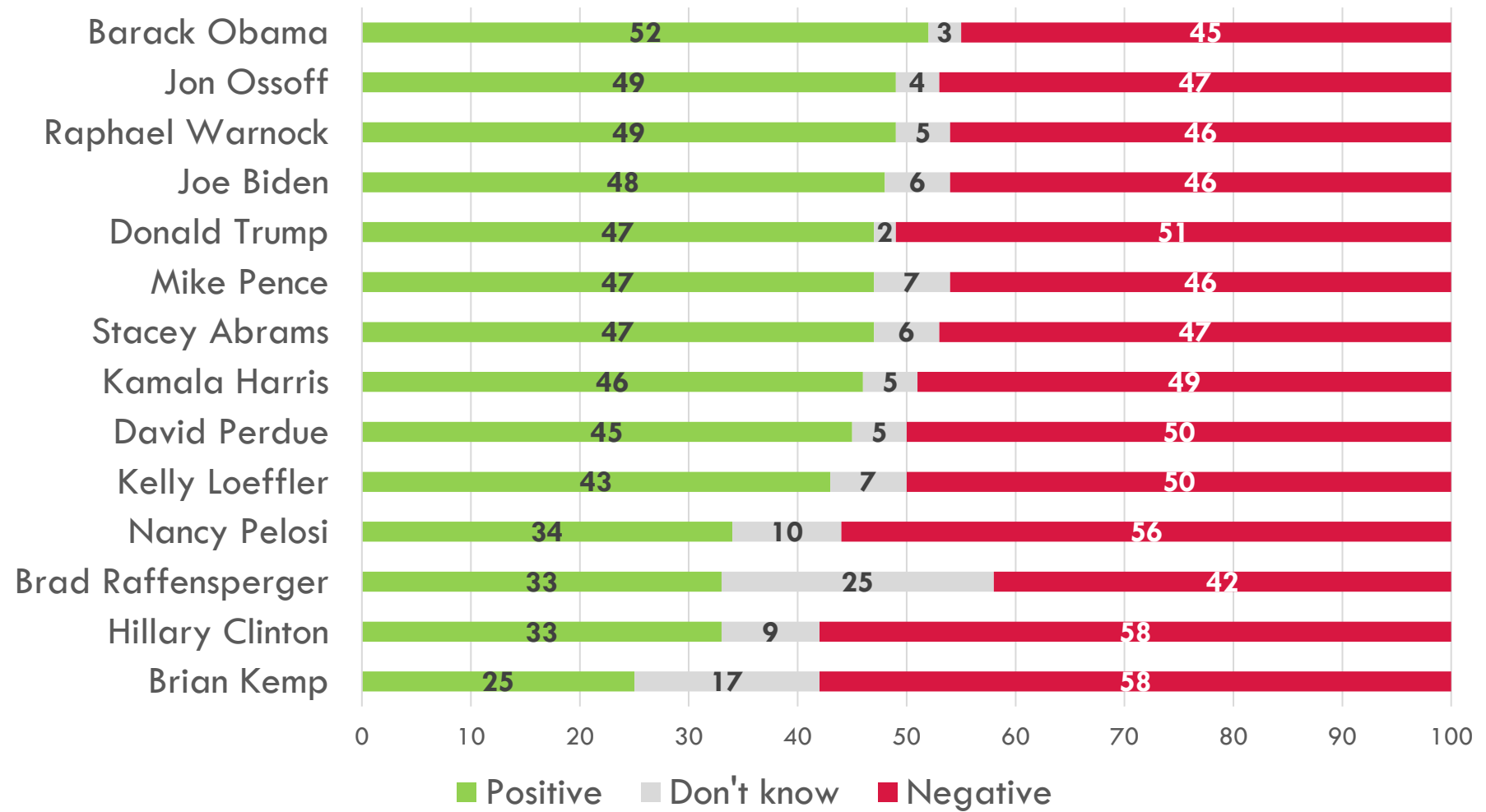
	Partisanship			2020 Presidential Election Vote					Voting Mode		
	Democrat	Independent	Republican	Donald Trump	Joe Biden	Other candidate	Didn't vote	Don't remember	By absentee mail ballot	In person, early vote	In person, on Election Day
Donald Trump	3	42	94	96	1	24	33	29	25	51	68
Joe Biden	95	51	5	3	99	10	47	58	72	47	27
Other candidate	1	4	1	1	1	60	4	0	2	2	2
Wouldn't vote	0	1	0	0	0	3	7	0	0	0	2
Don't know	0	2	0	1	0	3	9	13	1	1	1



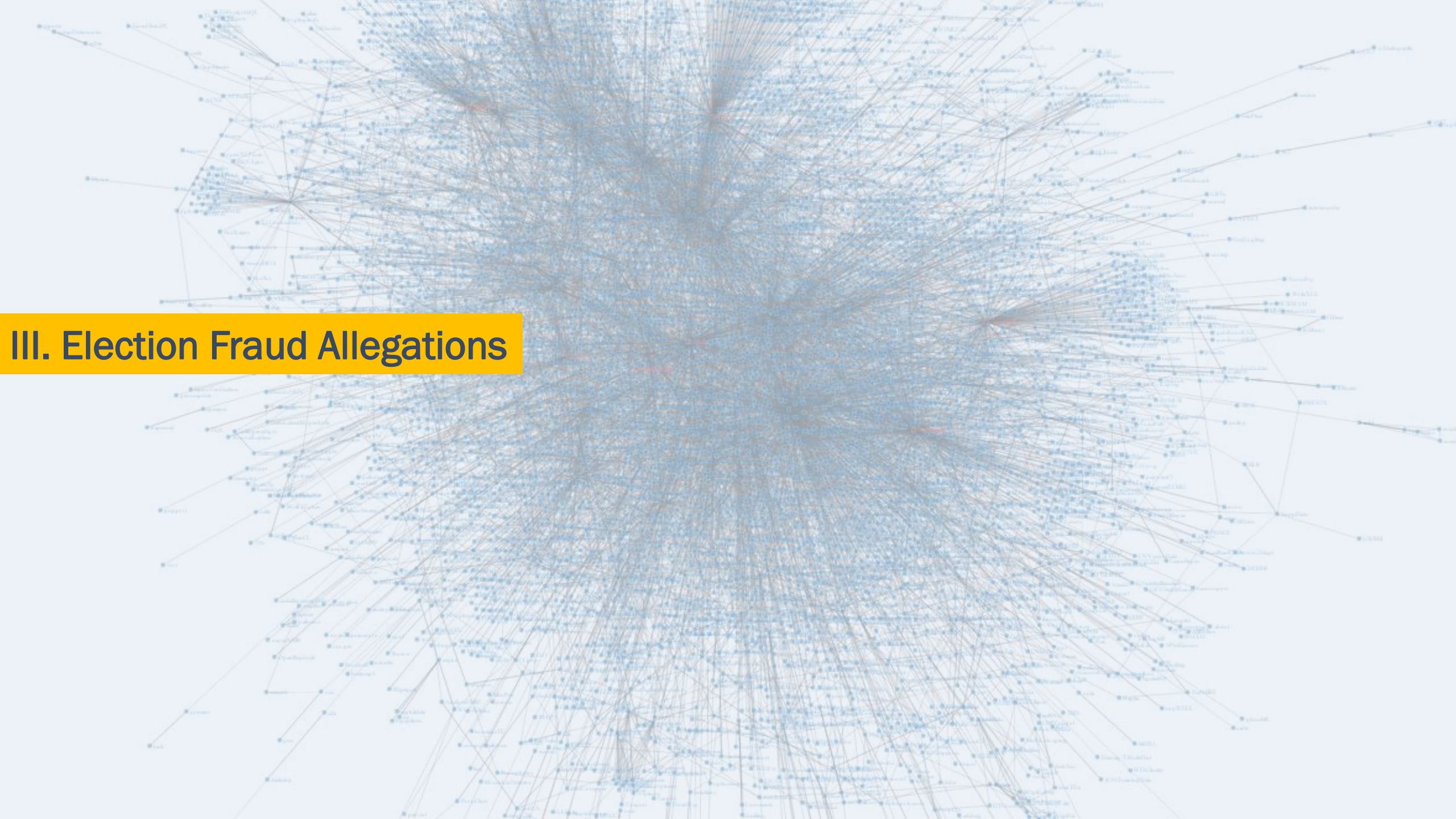
## II. Image of Political Leaders



# Do you have a positive or negative image of the following politicians?

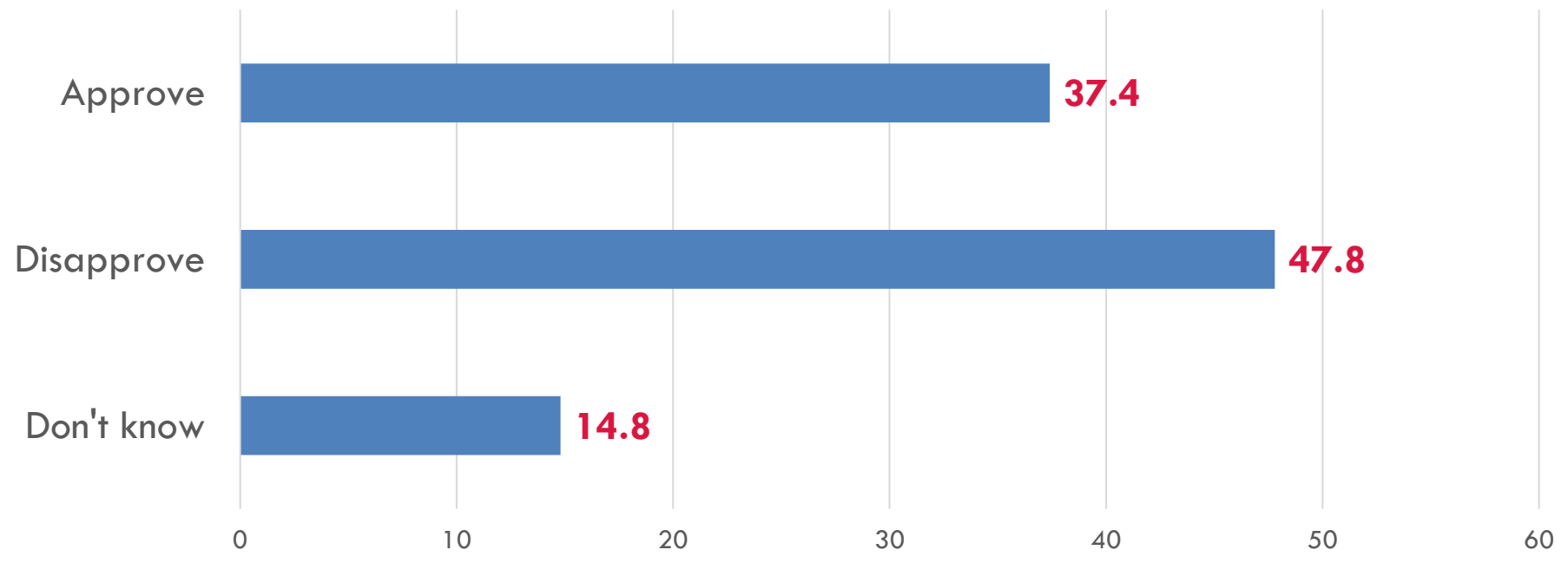


### III. Election Fraud Allegations



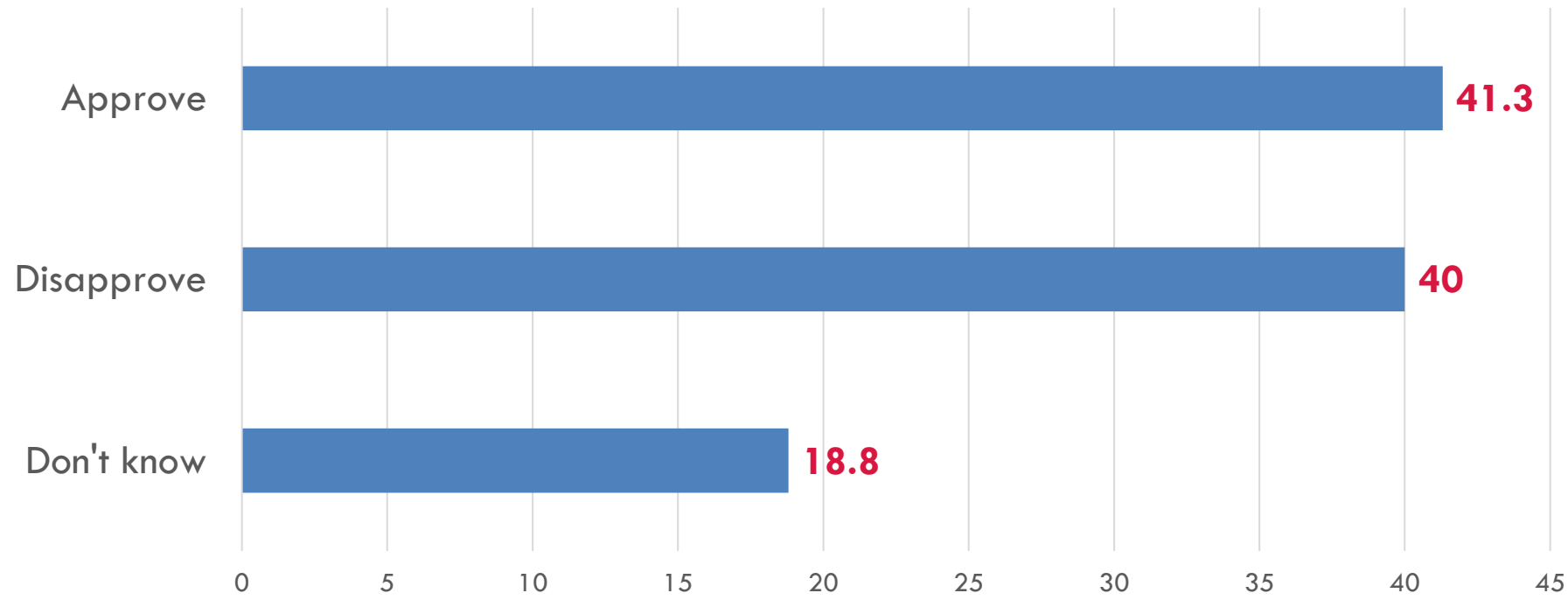
# Do you approve or disapprove of Governor Brian Kemp's conduct during the 2020 Presidential Election?

	<i>Dec-20</i>
Approve	37
Disapprove	48
Don't know	15



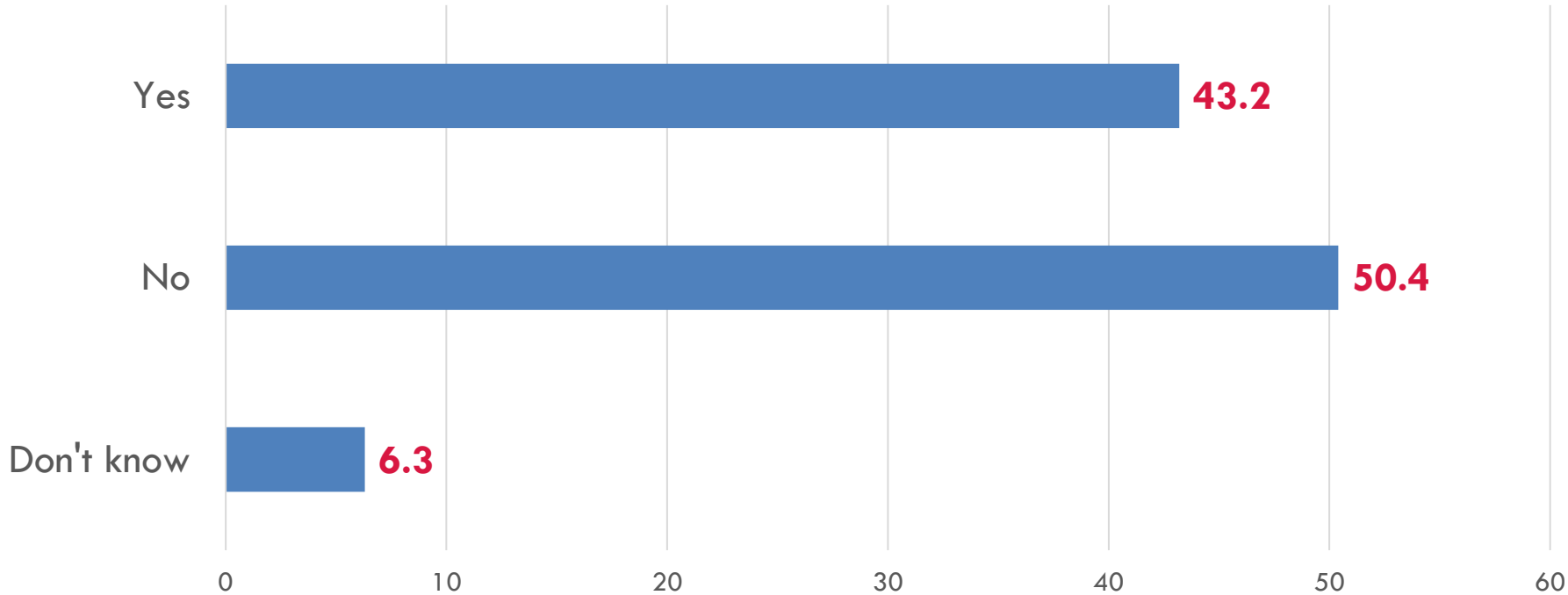
# Do you approve or disapprove of Secretary of State Brad Raffensperger's conduct during the 2020 Presidential Election?

	<i>Dec-20</i>
Approve	52
Disapprove	45
Don't know	3



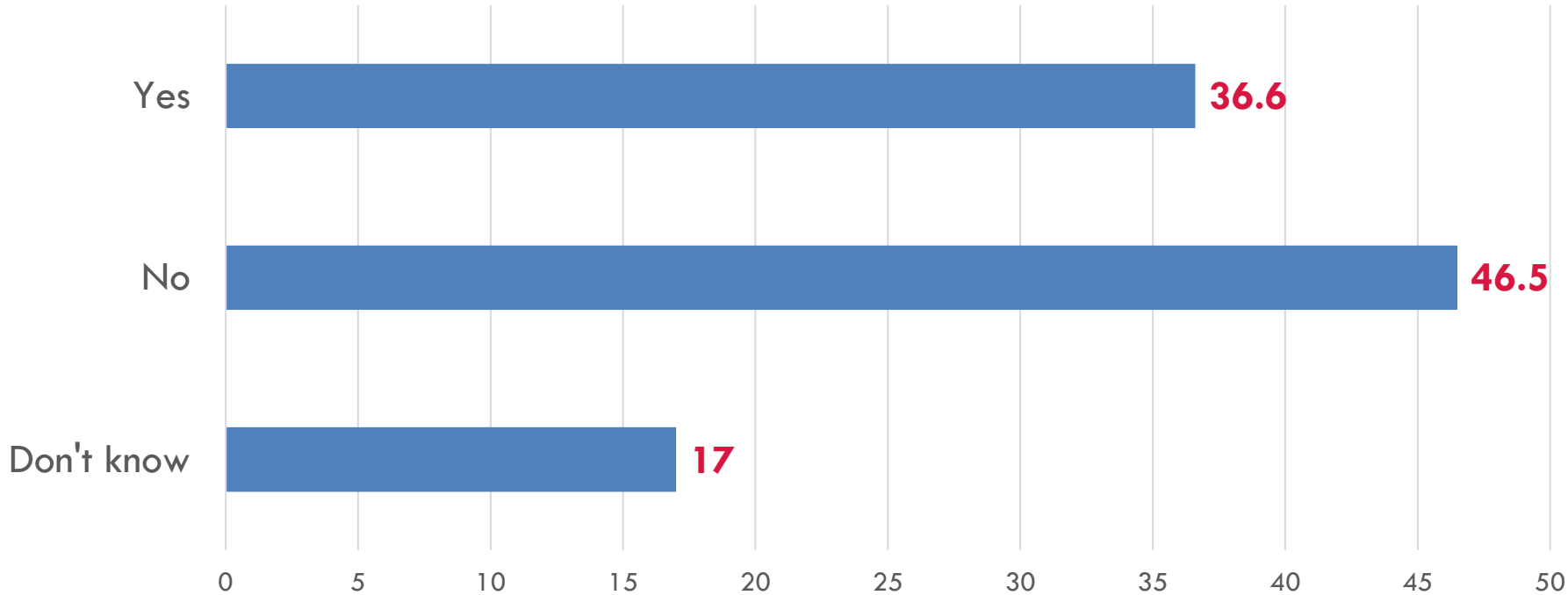
# Do you think Joe Biden won Georgia in the 2020 Presidential Election due to election fraud?

	<i>Dec-20</i>
Yes	43
No	50
Don't know	6



# In your opinion, will election fraud affect the results of the January 5 2021 runoff for the Georgia Senate elections?

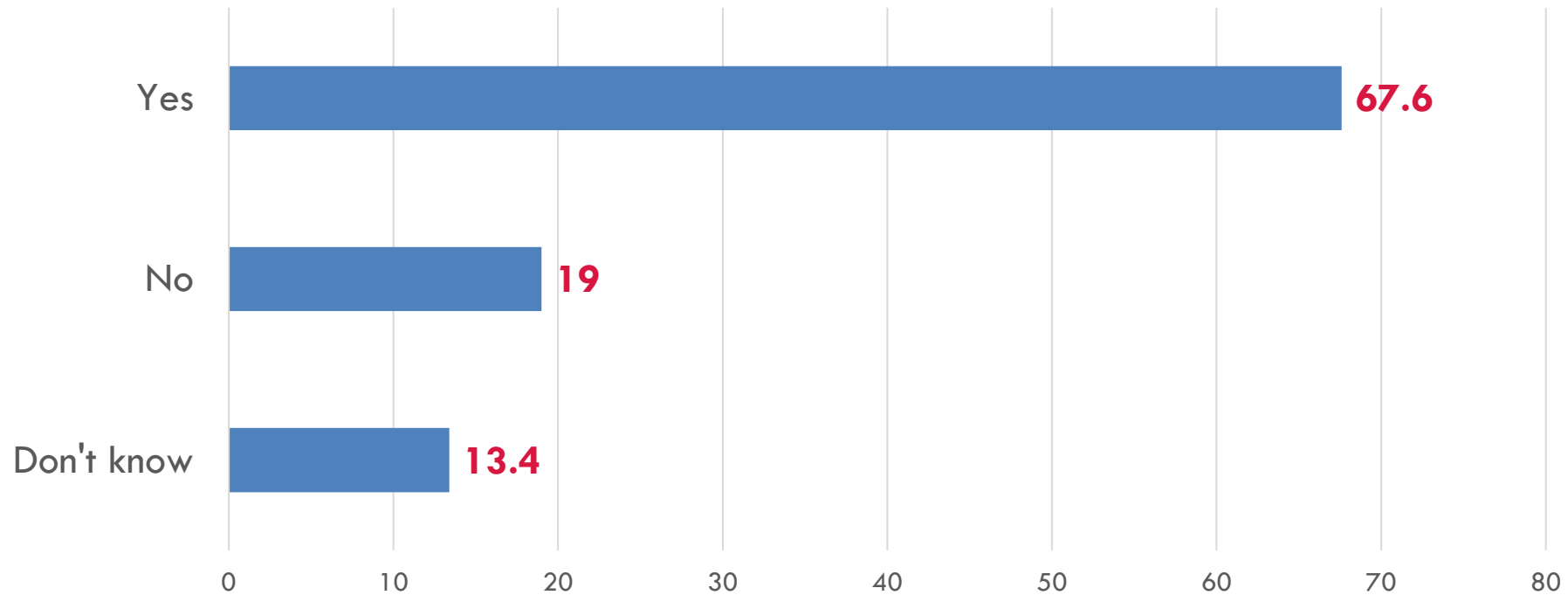
	<i>Dec-20</i>
Yes	37
No	46
Don't know	17

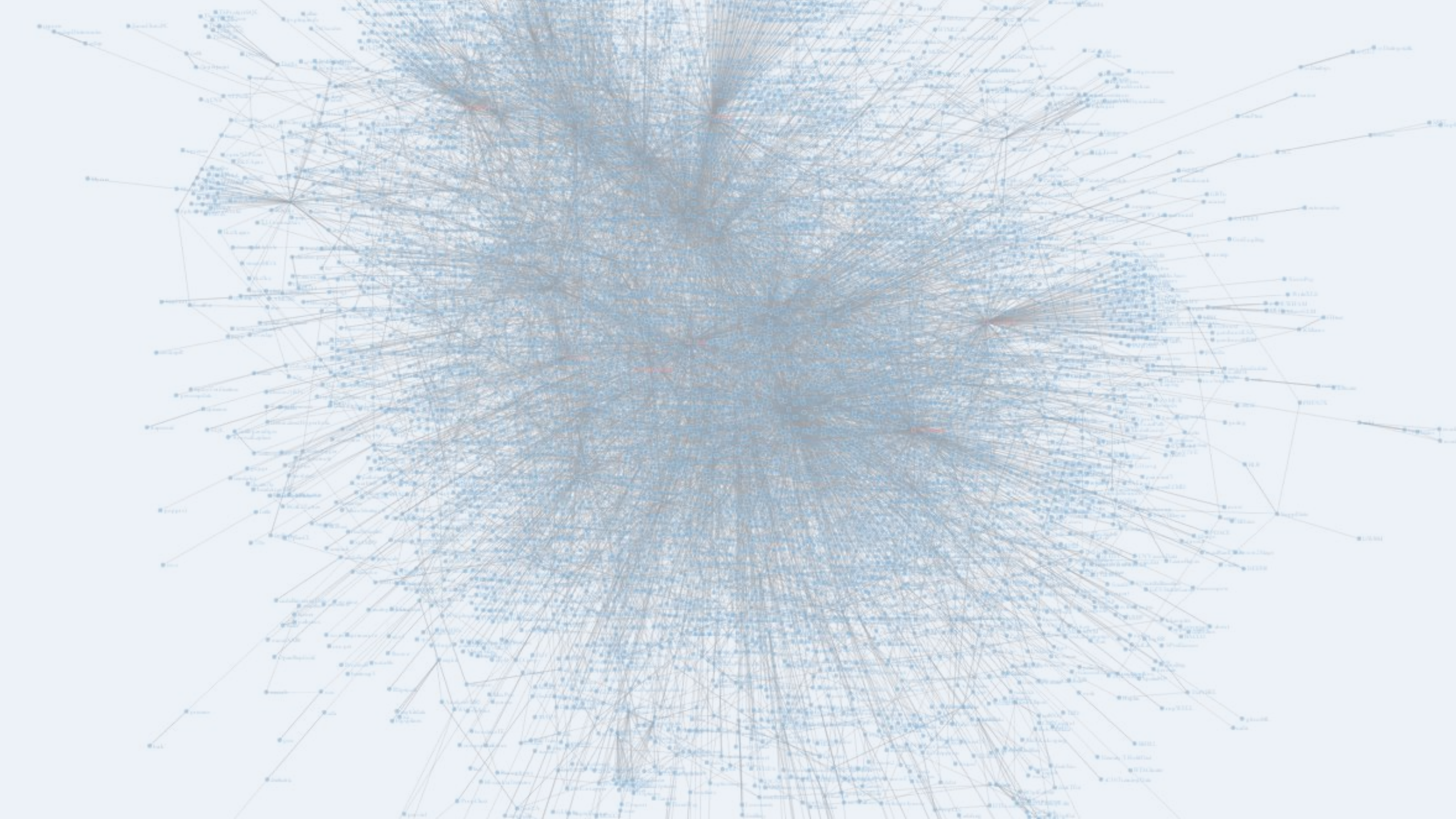




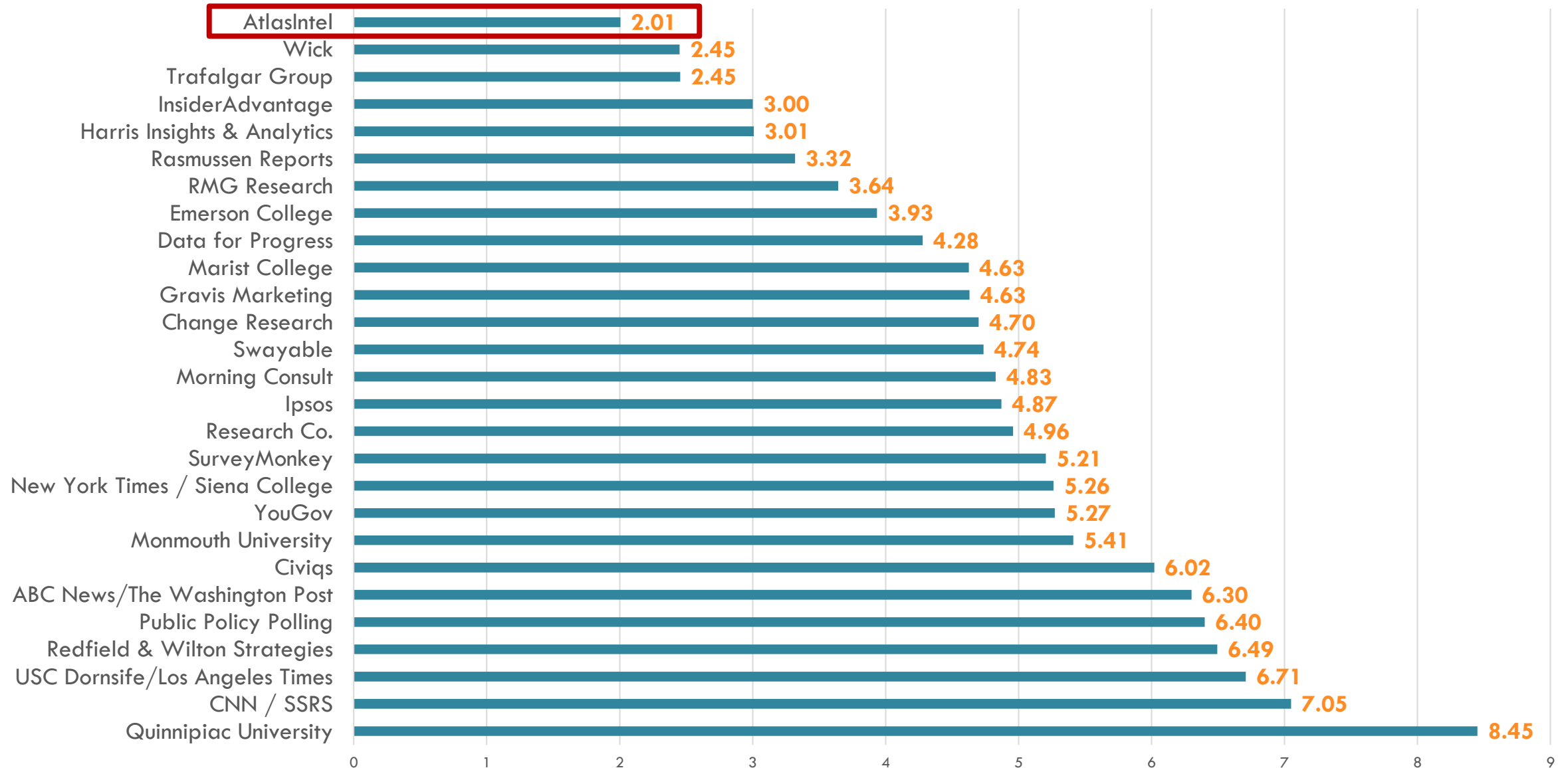
## Do you support the introduction of voter ID verification for absentee ballots?

	<i>Dec-20</i>
<b>Yes</b>	68
<b>No</b>	19
<b>Don't know</b>	13





AtlasIntel was the best pollster of the 2020 US presidential election, with an average error of 2.01% in the estimated margin of victory in state and national-level polls.



Note: Based on differences between margins of victory in polls vs. final vote count; includes pollsters releasing at least 5 national and battleground state polls in the last 10 days prior to ED (11/3).  
Data source: <https://data.fivethirtyeight.com/> for polling data; <https://results.decisiondeskhq.com/> for vote count data. Updated as of 5:30pm EST on 12/07/2020.

All AtlasIntel polls in the 2020 US election cycle were able to anticipate the result within the margin of error. The average error was smaller than that of any forecaster or polling average.

	Candidate	Vote share	1 AtlasIntel		2 Plural Vote		3 Real Clear Politics		4 FiveThirtyEight		5 JHK Forecast		6 Economist		7 DecisionDesk		8 LeanTossup	
			Result	Error	Result	Error	Result	Error	Result	Error	Result	Error	Result	Error	Result	Error	Result	Error
National	Biden	51.3	50.9	0.4			51.2	0.1	51.8	0.5	52.6	1.3	54.4	3.1				
	Trump	46.9	46.2	0.7			44	2.9	43.4	3.5	44.4	2.5	45.6	1.3				
Arizona	Biden	49.4	48.1	1.3	46.9	2.5	47.9	1.5	48.7	0.7	49.8	0.4	51.2	1.8	48.1	1.3	51.4	2.0
	Trump	49.1	50.4	1.3	48.3	0.8	47	2.1	46.1	3.0	47	2.1	48.8	0.3	45.6	3.5	45.4	3.7
Florida	Biden	47.9	48.6	0.7	48.3	0.4	47.9	0.0	46.6	1.3	50.3	2.4	51.7	3.8	48.6	0.7	45.9	2.0
	Trump	51.2	48.5	2.7	47.6	3.6	47	4.2	49.1	2.1	47.6	3.6	48.3	2.9	46.2	5.0	51	0.2
Georgia	Biden	49.5	46.1	3.4	47.7	1.8	47.2	2.3	48.5	1.0	49.6	0.1	50.4	0.9	48.2	1.3	50.2	0.7
	Trump	49.3	48.3	1.0	47.7	1.6	48.2	1.1	47.4	1.9	48	1.3	49.6	0.3	46.5	2.8	46.6	2.7
Michigan	Biden	50.6	48.3	2.3	50.6	0	50	0.6	51.2	0.6	52.7	2.1	54.2	3.6	50.5	0.1	54.2	3.6
	Trump	47.9	45.9	2.0	44.5	3.4	45.8	2.1	43.2	4.7	45	2.9	45.8	2.1	42.8	5.1	42.6	5.3
Nevada	Biden	50			49.5	0.5	48.7	1.3	49.7	0.3	51.5	1.5	53.4	3.4	49.2	0.8	53.2	3.2
	Trump	47.7			46	1.7	46.3	1.4	44.4	3.3	45	2.7	46.6	1.1	42.7	5.0	42.5	5.2
North Carolina	Biden	48.7	47.5	1.2	47.4	1.3	47.6	1.1	48.9	0.2	50	1.3	51	2.3	48.9	0.2	50.7	2.0
	Trump	50.1	49.5	0.6	48	2.1	47.8	2.3	47.1	3.0	48	2.1	49	1.1	46.8	3.3	46.1	4.0
Pennsylvania	Biden	50	48.5	1.5	48.1	1.9	48.7	1.3	50.2	0.2	51.5	1.5	53.1	3.1	50	0.0	52.1	2.1
	Trump	48.8	49.6	0.8	49	0.2	47.5	1.3	45.6	3.2	46	2.8	46.9	1.9	44.6	4.2	44.7	4.1
Texas	Biden	46.5	47.3	0.8	47.4	0.9	47.8	1.3	47.4	0.9	48	1.5	51.1	4.6	46.7	0.2	49.8	3.3
	Trump	52.1	50	2.1	48.9	3.2	46.5	5.6	48.6	3.5	49.7	2.4	48.9	3.2	47.9	4.2	47.1	5.0
Wisconsin	Biden	49.6	50.6	1.0	50	0.4	51	1.4	52.1	2.5	52.4	2.8	54	4.4	51	1.4	52.9	3.3
	Trump	48.9	48.7	0.2	47.4	1.5	44.3	4.6	43.7	5.2	44.4	4.5	46	2.9	43.4	5.5	43.9	5.0
<b>Average error</b>				<b>1.34</b>		<b>1.54</b>		<b>1.93</b>		<b>2.08</b>		<b>2.09</b>		<b>2.40</b>		<b>2.48</b>		<b>3.19</b>

\* includes battleground states won by Joe Biden or Donald Trump within less than a 7% margin

AtlasIntel polls for the 2020 US democratic primaries had the smallest mean error across all pollsters. AtlasIntel conducted the most accurate polls in New Hampshire, California, and Florida.

pollster	mean error
RKM Research and Communications Inc.	0.06354
University of Massachusetts Lowell	0.06194
Monmouth University	0.05217
YouGov	0.05006
Marist College	0.04994
University of New Hampshire	0.04254
American Research Group	0.04207
Change Research	0.04170
Park Street Strategies	0.03640
Emerson College	0.03567
Suffolk University	0.03454
Civiqs	0.03360
David Binder Research	0.03040
Data for Progress	0.02943
Elucd	0.02710
AtlasIntel	0.02594

**Performance up to February 12 2020**

Source: G. Elliott Morris, The Economist

<https://twitter.com/gelliottmorris/status/1227454160813088769>

QUALIFYING POLLSTERS			
Rank	Pollster	RMSE	# of Polls
1	ATLASINTEL	4.74	7
2	DATA FOR PROGRESS	5.92	23
3	EMERSON COLLEGE	5.50	7
4	MONMOUTH UNIVERSITY	6.27	6
5	CHANGE RESEARCH	6.92	6
6	YOUGOV	6.98	7
7	SWAYABLE	8.04	19
8	UNIVERSITY OF MASSACHUSETTS LOWELL	11.06	7

**Performance up to March 15 2020**

Source: Jack Kersting, JHK Forecasts

[https://projects.jhkforecasts.com/democratic\\_primary/analysis/](https://projects.jhkforecasts.com/democratic_primary/analysis/)

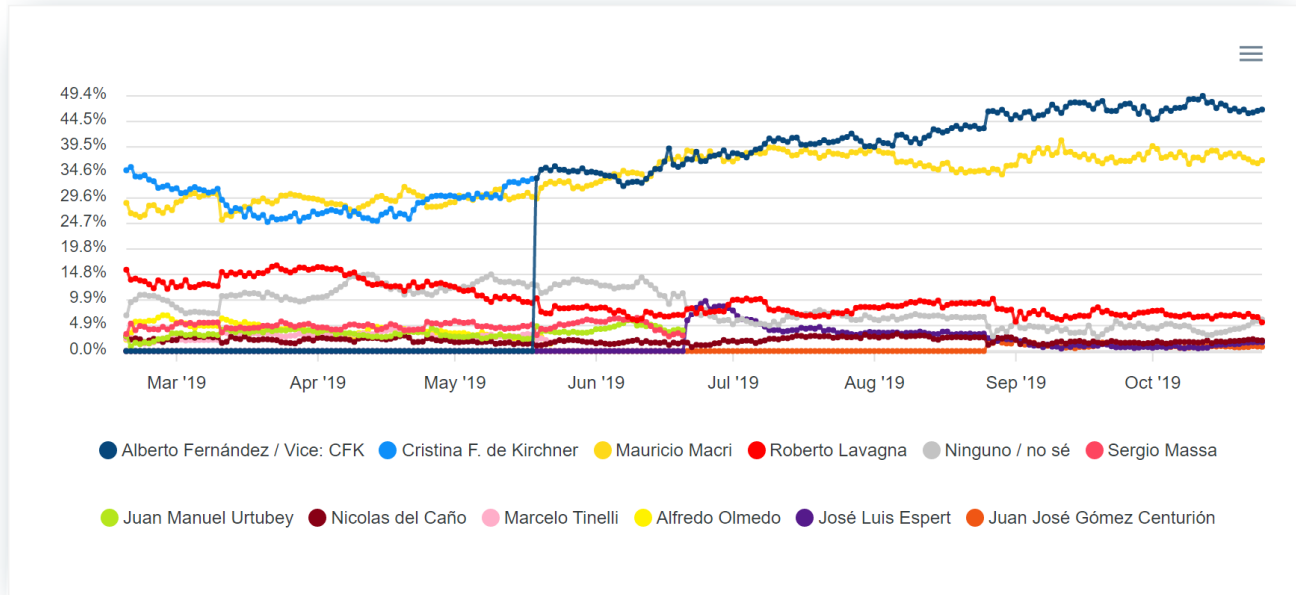
In the 2020 Municipal Elections in Brazil, in each of the five cities polled by AtlasIntel (São Paulo, Rio de Janeiro, Recife, Fortaleza, and Porto Alegre) no other polls came closer to the final results.

## Desempenho das pesquisas de opinião

### PREFEITO DE SÃO PAULO - 2020 - 2º TURNO

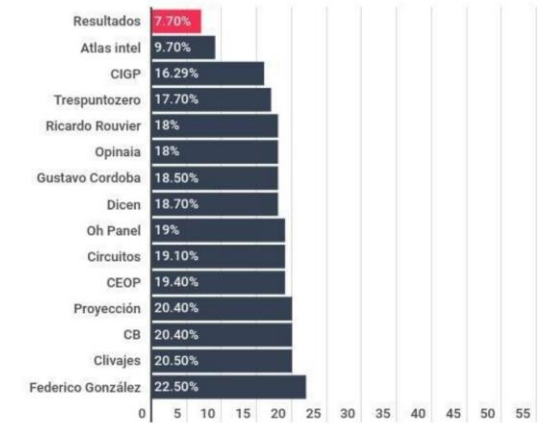
		1		2		3		4		5		5	
		Atlas		Ibope		Datafolha		Paraná Pesquisas		XP / Ipespe		Realtime Big Data	
Registro no TSE		SP-01322/2020		SP-02990/2020		SP-02990/2020		SP-05951/2020		SP-09138/2020		SP-02990/2020	
Margem de erro		+/- 2p.p.		+/- 3p.p.		+/- 2p.p.		+/- 3p.p.		+/- 3.5p.p.		+/- 3p.p.	
Método de coleta		Web		Face a face		Face a face		Face a face		Telefone		Telefone	
Data de divulgação		27.11.2020		28.11.2020		28.11.2020		27.11.2020		26.11.2020		28.11.2020	
Veículo de divulgação		El País		TV Globo / Estadão		Folha de SP / TV Globo		BAND / Gazeta do Povo		Valor Econômico		CNN Brasil / TV Record	
	<b>Resultado</b>	<b>Resultado</b>	<b>Erro</b>	<b>Resultado</b>	<b>Erro</b>	<b>Resultado</b>	<b>Erro</b>	<b>Resultado</b>	<b>Erro</b>	<b>Resultado</b>	<b>Erro</b>	<b>Resultado</b>	<b>Erro</b>
<b>Bruno Covas</b>	59.5	58.1	1.4	57	2.5	55	4.5	54.6	4.9	54	5.5	54	5.5
<b>Guilherme Boulos</b>	40.6	41.9	1.4	43	2.5	45	4.5	45.4	4.9	46	5.5	46	5.5
<b>Erro da pesquisa</b>			1.4		2.5		4.5		4.9		5.5		5.5

AtlasIntel had the best performance in anticipating the results of the 2019 Presidential Elections in Argentina. We conducted the only poll that predicted the results of all candidates within the margin of error.



## Diferencia entre las encuestas y los resultados en las elecciones 2019

### Diferencia



Fuente: relevamiento de Chequeado en base a 14 encuestas publicadas en diarios nacionales.



## Ranking of polls in the 2019 Presidential Elections in Argentina

	1		2		3		4		5		6		7		8		9		10		11		12		13		14		15		
	Atlas Intel		CIGP		UDESА		TresPunto Zero		Ricardo Rouvier		Dicen		Oh Panel!		CELАG		Gustavo Cordoba		Clivajes		Proyección		Opinaia		Federico Gonzales		Circuitos		CB Consultora		
	Result	Diff.	Result	Diff.	Result	Diff.	Result	Diff.	Result	Diff.	Result	Diff.	Result	Diff.	Result	Diff.	Result	Diff.	Result	Diff.	Result	Diff.	Result	Diff.	Result	Diff.	Result	Diff.	Result	Diff.	Result
Alberto Fernández	48.1	49.5	1.4	51.4	3.3	51	2.9	52.5	4.4	52.3	4.2	51.9	3.8	52	3.9	52.8	4.7	52.2	4.1	53.7	5.6	54.56	6.5	55.3	7.2	54.0	5.9	53.7	5.6	58.0	9.9
Mauricio Macri	40.4	39.6	0.8	35.1	5.3	34	6.4	34.8	5.6	34.3	6.1	33.2	7.2	33	7.4	33.4	6.9	32.7	7.7	33.2	7.2	33.87	6.5	34.0	6.3	31.5	8.9	30.4	10.0	34.4	5.9
Roberto Lavagna	6.2	6.7	0.5	7.5	1.3	8	1.8	6.6	0.4	7.6	1.4	10.1	3.9	10	3.8	7.6	1.5	9.8	3.6	8.2	2.0	6.998	0.8	6.4	0.2	8.2	2.0	9.8	3.6	4.5	1.7
Nicolas del Caño	2.2	2.0	0.2	2.2	0.0	3	0.8	2.7	0.5	2.9	0.7	2.2	0.0	2	0.2	2.5	0.3	2.5	0.3	2.8	0.6	2.13	0.0	2.1	0.0	2.3	0.1	3.4	1.2	1.4	0.7
Juan José G. Centurión	1.7	1.0	0.7	2.2	0.5	2	0.3	2.1	0.4	1.6	0.1	1.4	0.3	2	0.3	2.5	0.8	1.6	0.1	1.2	0.5	1.318	0.4	1.1	0.6	2.1	0.4	1.5	0.2	1.0	0.7
José Luis Espert	1.5	1.2	0.3	1.7	0.2	2	0.5	1.3	0.2	1.4	0.1	1.3	0.2	1	0.5	1.1	0.4	1.2	0.3	0.9	0.6	1.116	0.4	1.1	0.4	1.9	0.4	1.2	0.3	0.7	0.8
AF / MM Difference	7.7	9.9	2.2	16.3	8.6	17.0	9.3	17.7	10.0	18.0	10.3	18.7	11.0	19.0	11.3	19.4	11.7	19.5	11.8	20.5	12.8	20.7	13.0	21.3	13.6	22.5	14.1	23.3	15.6	23.5	15.8



#EleccionesArgentina

Las encuestas y las elecciones 2019: sólo una consultora brasileña se acercó en el resultado

Translate Tweet



# Atlas Tracking PRO

High-frequency polling tool based on AtlasIntel's proprietary methodology for data collection, validation, and stratification.

✓ Currently coverage:

## *North America*

- United States
- Mexico

## *US States*

- Arizona
- Florida
- Georgia
- Ohio
- Michigan
- North Carolina
- Pennsylvania
- Texas

## *South America*

- Argentina
- Brazil
- Chile
- Colombia
- Ecuador
- Peru

## *Europe*

- France
- Germany
- Netherlands
- Italy
- Spain
- UK

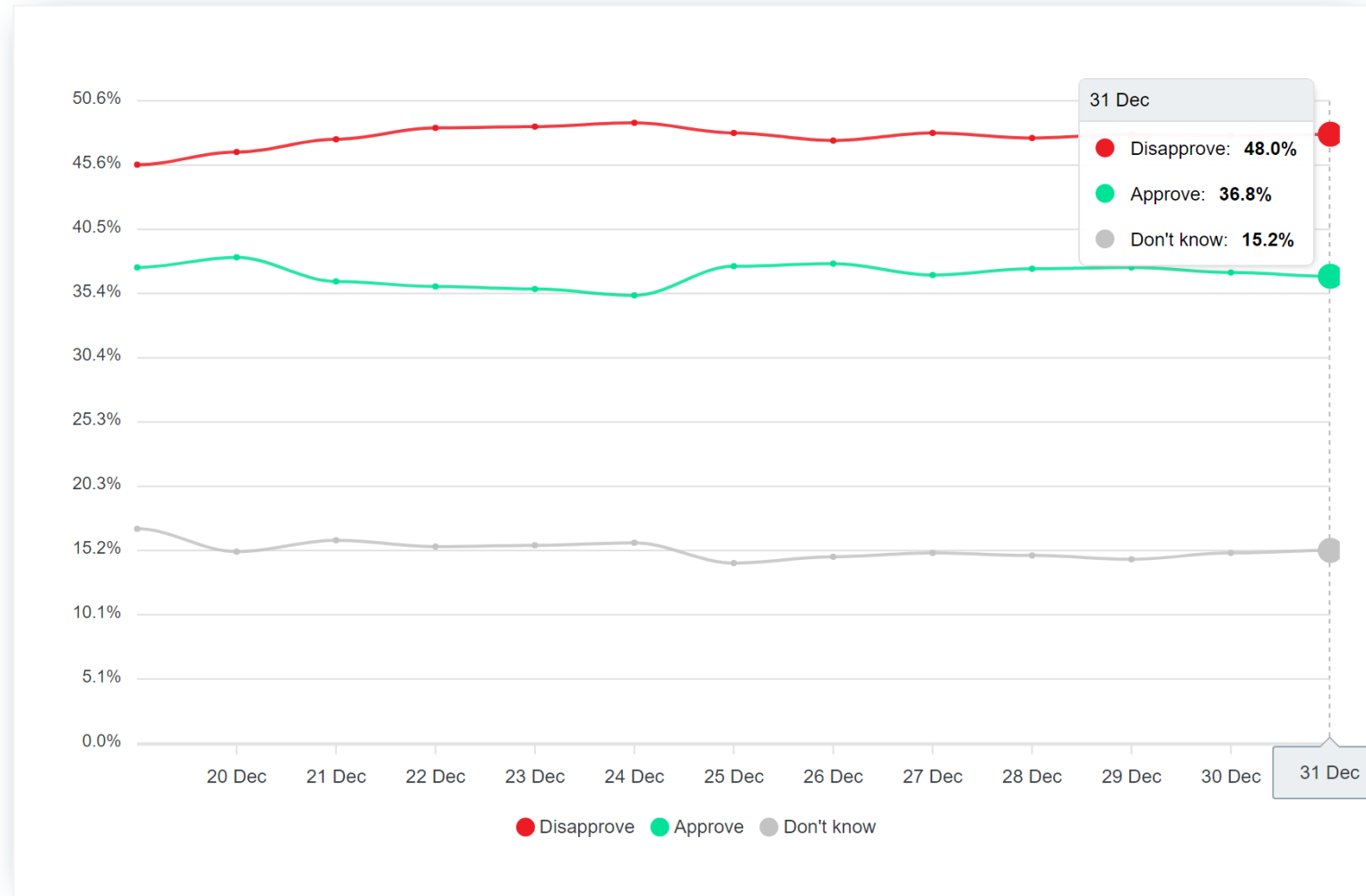




# Atlas Tracking PRO is accessible in real time to our subscribers

Do you approve or disapprove Governor Brian Kemp's conduct during the 2020 Presidential Election?

Last update 01/01/2021 22:50 EDT

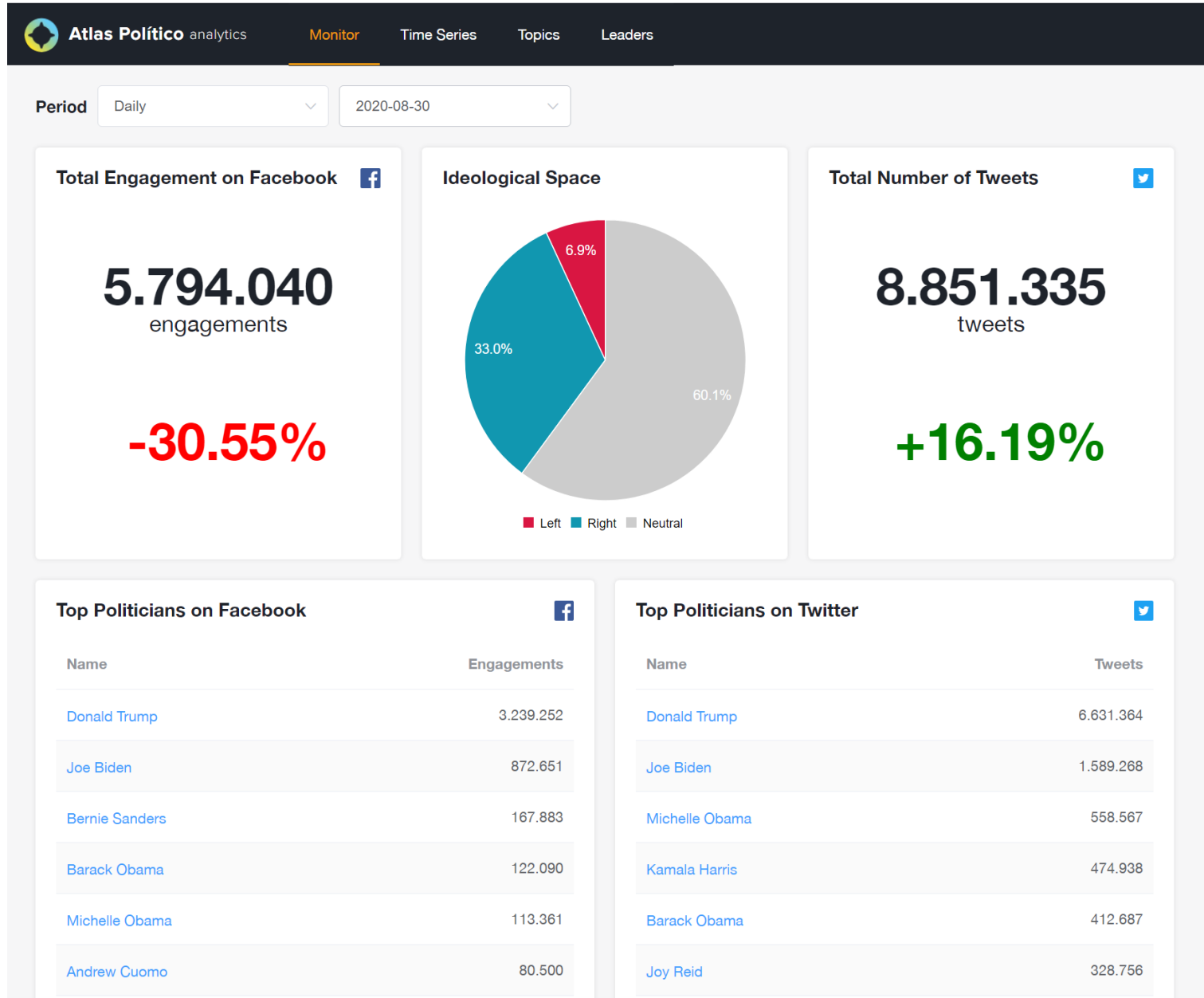


## Atlas Monitor

Atlas Monitor tracks political engagement in social media in real time. We deploy big data tools to transform huge quantities of information into intuitive and useful indicators that reveal the impact of network sentiment on political developments and electoral dynamics. All of our work carefully adheres to the privacy rights of social media users, to platform policies, and to local and international legislation.



# Atlas Monitor is accessible in real time to our subscribers



Media & Client Inquiries: [info@atlasintel.org](mailto:info@atlasintel.org)

